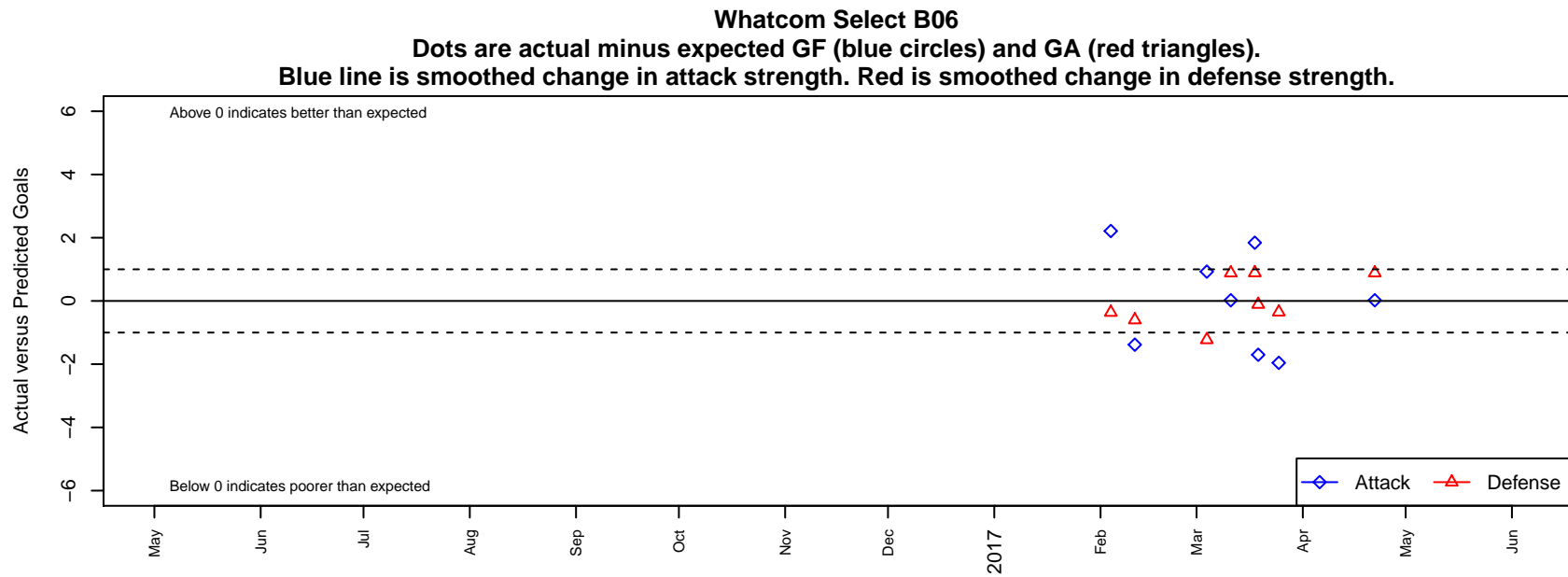


Whatcom Select B06

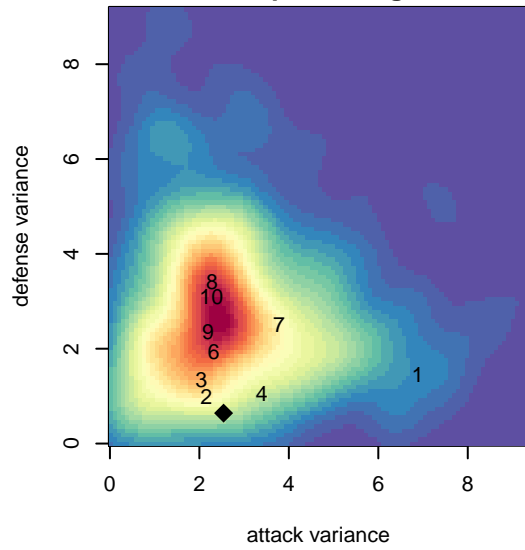
Bellingham, WA
B06 total strength=706
attack=0.65 defense=0.8
spr league = Spr PSPL Classic 2 U11

alt names used:
Whatcom Select Soccer Whatcom Select FC

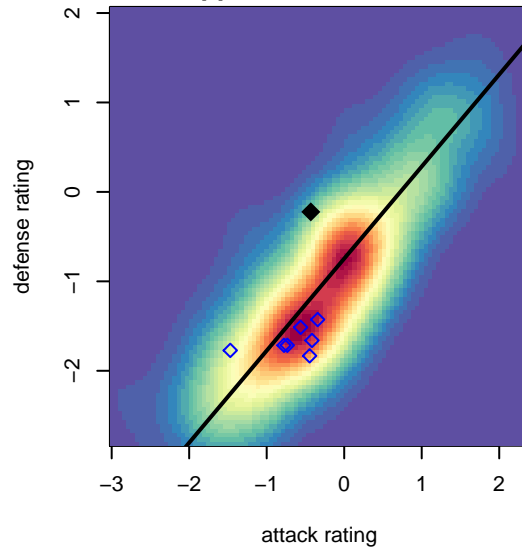
Venues played:
2016 Spr PSPL Classic 2 U11



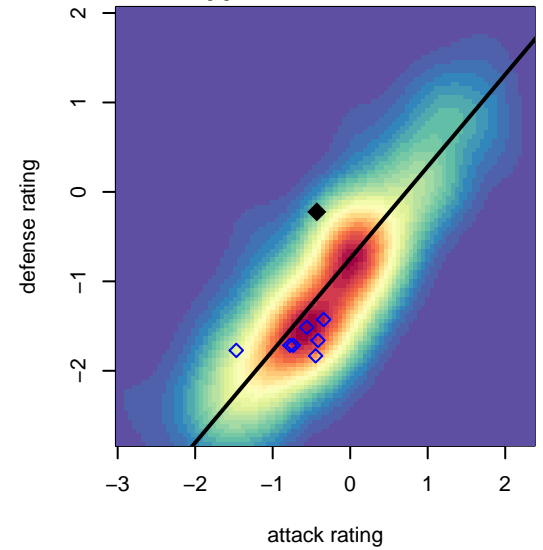
**attack and defense variance (black dot)
relative to other teams
and top 10 in region**



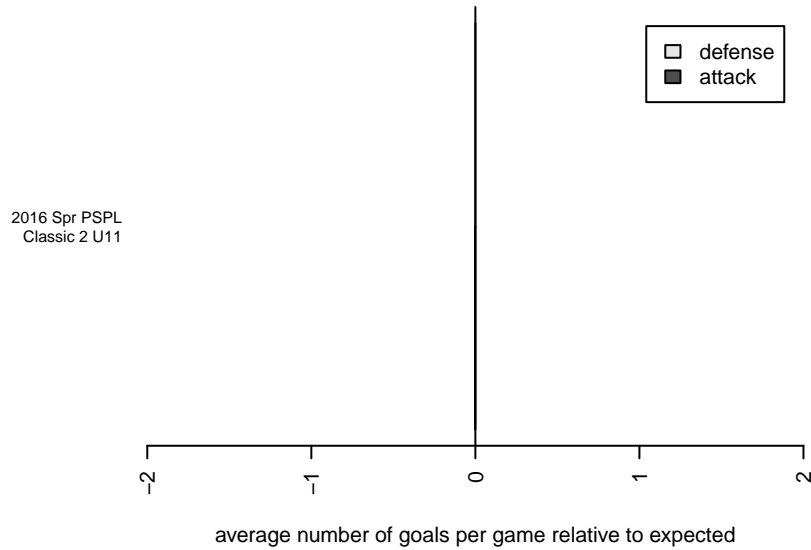
**attack and defense rating
relative to others at age
and all opponents in last 13 months**



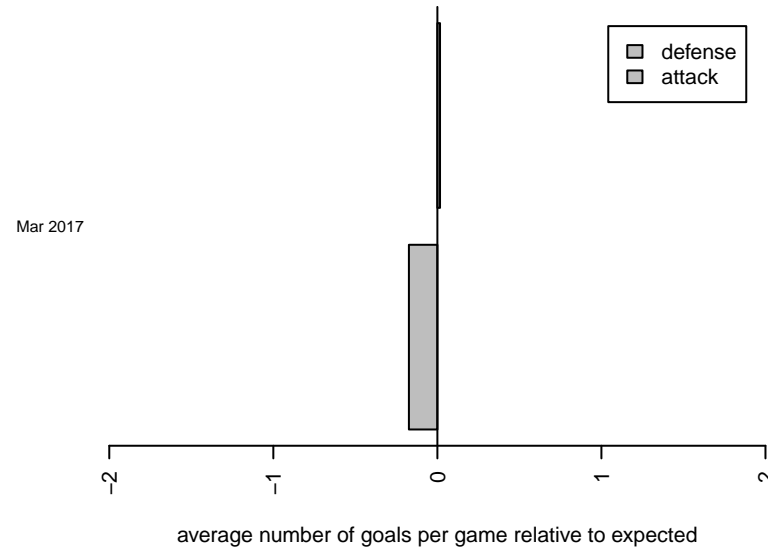
**attack and defense rating
relative to others at age
and all opponents in last 13 months**



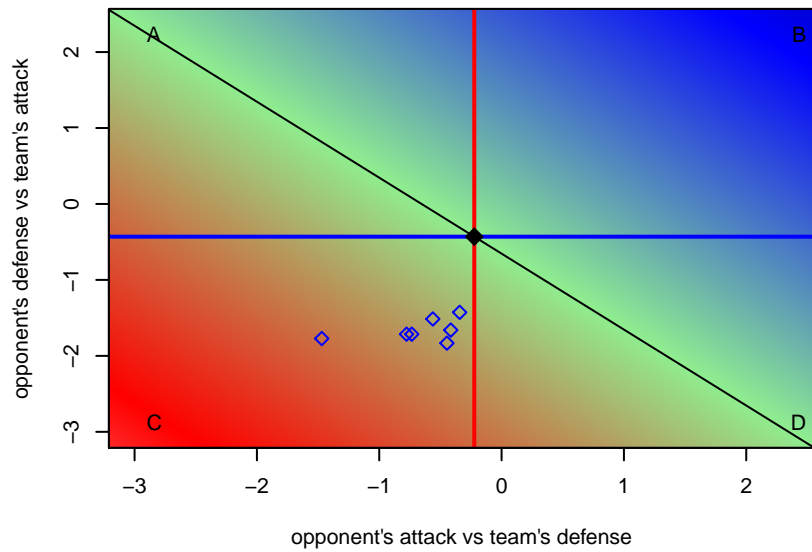
Performance relative to 13 month average



Performance relative to 13 month average



Distribution of opponents
 Red = Lose zone, Blue = Win zone, Green = Even
 Black line separates win/lose zones



lot. A=Neither has attack advantage, B=Opponent has both attack and defense advantage, C=Opponent has both attack and defense disadvantage, D=Both have

date	home		away		venue	pred.home	pred.away
2017-04-22	Whatcom Select B06	4	Seattle Celtic Orange B06	0	2016 Spr PSPL Classic 2 U11	3.98	0.88
2017-03-25	ISC Gunners B B06	1	Whatcom Select B06	2	2016 Spr PSPL Classic 2 U11	0.65	3.96
2017-03-19	RSA Elite B06	1	Whatcom Select B06	1	2016 Spr PSPL Classic 2 U11	0.89	2.70
2017-03-18	Whatcom Select B06	5	Normandy Park FC White B06	0	2016 Spr PSPL Classic 2 U11	3.16	0.89
2017-03-11	Seattle Celtic Orange B06	0	Whatcom Select B06	4	2016 Spr PSPL Classic 2 U11	0.88	3.98
2017-03-04	Whatcom Select B06	4	FC Edmonds Surge B06	2	2016 Spr PSPL Classic 2 U11	3.07	0.77
2017-02-11	Whatcom Select B06	3	Emerald City FC White B06	1	2016 Spr PSPL Classic 2 U11	4.38	0.40
2017-02-04	NPSA Titans Navy B06	1	Whatcom Select B06	6	2016 Spr PSPL Classic 2 U11	0.64	3.79